

PRIMOS^{CR}

micron-level
3D resolution



Canfield stereotactic face device

- *Stereo and fringe correlation*
- *Substantiate claims with objective data*
- *Proven image analysis methods*







*Industrial-quality
rugged construction*

IMAGING EXCELLENCE FROM
 **CANFIELD**



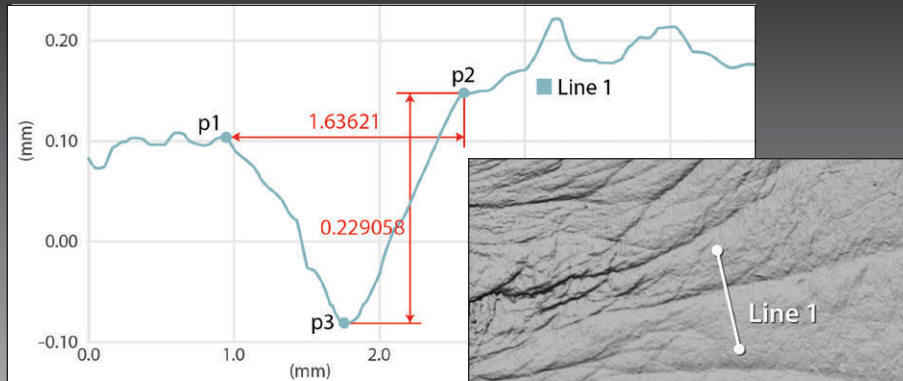
PRIMOS^{CR}

High resolution 3D images for precise measurement of:

- fine lines
- wrinkles
- crow's feet
- skin texture
- lesions
- wounds
- scars

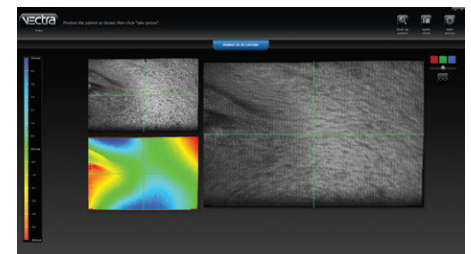


Profile line roughness analysis

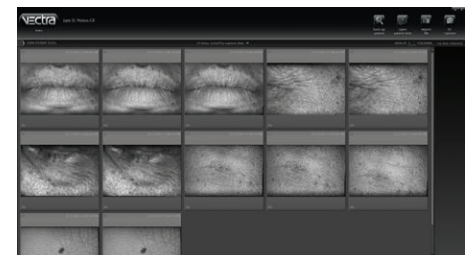


Quickly quantify microstructure of the skin with adjustable depth and volume measurement tools. Automatically match baseline analysis with follow-up captures.

Fast capture and analysis with VECTRA[®] software



- Live capture
- MatchPose[®] overlay
- Perfect alignment every time



- Automated organization
- Immediate review

PRIMOS-CR Field of view: 45 x 30 x 25 mm | X, Y Resolution: adjustable between 20 and 100 μ m | Z Resolution: up to 2 μ m

IMAGING EXCELLENCE FROM
 **CANFIELD**

www.canfieldsci.com / info@canfieldsci.com / phone +1.973.434.1201 / (USA) 800.815.4330

3D SOLUTIONS • FACIAL IMAGING & ANALYSIS • IMAGING SOFTWARE • PHOTOGRAPHY • RESEARCH SYSTEMS & SERVICES • TRAINING

VECTRA and MatchPose are registered trademarks of Canfield Scientific, Inc.

1803-15