



VECTRA[™] M3

sculpt
the
dream

***3D imaging solution
for face and neck***

IMAGING EXCELLENCE FROM
 **CANFIELD**



With its 3D assessment and simulation tools, Face Sculptor® makes it easy to communicate both surgical and non-surgical procedures — to *sculpt the dream* — on a three-dimensional image of your patient.

Differentiate your practice. Wow your patients! Sculptor's state-of-the-art consultations drive greater media exposure and patient referrals.

Communicate the possibilities. Use your patient's own image to explore possible outcomes.

Close more complementary procedures. Show your patient the effect of combining procedures such as rhinoplasty with chin augmentation or cheek augmentation with neck liposuction.

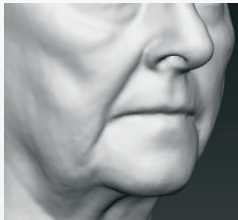
Increase patient satisfaction. Visualize your patient's hopes and expectations. Quickly arrive at a shared understanding of treatment objectives.

FACE **sculptor**®

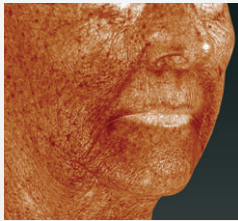
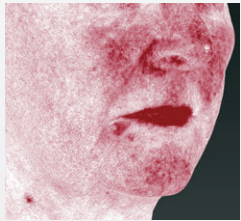
- ✓ assessment
- ✓ automated measurements
- ✓ rhinoplasty
- ✓ chin augmentation
- ✓ injectables
- ✓ lifts
- ✓ facial contouring
- ✓ skin resurfacing

Show your patients the exciting possibilities of their anticipated aesthetic procedures.

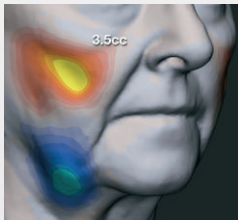
Assessment tools to educate patients about their options, explain limitations, and set appropriate expectations. This can make all the difference in patient satisfaction.



Gray mode reveals contours, presenting opportunities for corrective procedures.



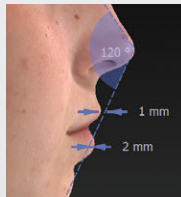
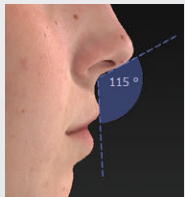
Canfield's proprietary RBX® technology separates the unique color signatures of Red and Brown skin components for unequalled visualization of skin conditions.



Automatic volume difference measurement with one click.

Visualize the degree of contour change with a color distance map.

Automated measurements, some only possible with 3D technology, help your patients understand their current condition.



Communicate the complete plan.



Visualize your patient's hopes and expectations. Quickly arrive at a shared understanding of objectives.

"The very first day after VECTRA was installed, a patient came in for a consultation. After viewing the simulated outcomes, the patient booked a surgery which literally paid for the entire system. It is this kind of result—right out of the box—that has gotten the attention of everyone in the practice."


—Jason Pozner, MD, FACS
Sanctuary Plastic Surgery, Boca Raton, Florida

Close more complementary procedures.



Demonstrate the difference between the likely outcome with only one or multiple procedures. With Face Sculptor you can explore the possibilities and help your patient decide on the best possible treatment plan.

Deliver the dream.



ViewMyConsult® web portal helps you stay connected to your patients as they consider the possibilities of aesthetic procedures. By accessing a secure, password-protected web portal, patients can view their 3D pictures in the privacy of their own home.

"I use VECTRA 3D imaging for all of my consultations. Canfield's Face Sculptor has made a tremendous impact on how I communicate with my patients. It allows me to make accurate simulations and more clearly discuss surgical goals in advance with the patient."

—C. Spencer Cochran, MD
Gunter Center for Aesthetics and Cosmetic Surgery, Dallas, Texas

Your patient can take it all home with ViewMyConsult web portal and personalized printed reports.



VECTRA^{M3}

*3D image capture
for face and neck*

- ▶ instantly capture a detailed 3D image of your patient's face, neck, and décolletage
- ▶ high resolution capture for maximum image definition
- ▶ compact, elegant design complements your space

dimensions

- width: 48" (122cm)
- depth: 22" (56cm)
- height: 71" (180cm)

placement

- designed to tuck neatly into a corner, or place against any wall
- no photo backdrop required

VECTRA M3 is not intended for use in the diagnosis of disease or other conditions, or in the cure, mitigation, treatment, or prevention of diseases. VECTRA M3 is for illustrative purposes to facilitate conversations with patients about surgical expectations. It cannot be relied upon for and does not take the place of proper pre-surgical measurements and planning.

IMAGING EXCELLENCE FROM



www.canfieldsci.com / info@canfieldsci.com / phone +1.973.434.1201 / (USA) 800.815.4330

3D SOLUTIONS • FACIAL IMAGING & ANALYSIS • IMAGING SOFTWARE • PHOTOGRAPHY • RESEARCH SYSTEMS & SERVICES • TRAINING

Face Sculptor, VECTRA, RBX, and ViewMyConsult are registered trademarks of Canfield Scientific, Inc.

1610-28